

Diese Arbeitsblätter sind zur Ergänzung des Unterrichtswerkes Brassini (Band 2). Mit dem Kauf von Brassini (Band 2) sind Sie berechtigt, die Arbeitsblätter kostenlos von unserer Homepage herunterzuladen und zu verwenden.

Trompete, Horn, Tenorhorn, Bariton  Euphonium 

Arbeitsblätter zum Notenschreiben

für

BRASSINI

Band 2


**Claudia Schade
Horst Rapp**

Zeichnungen: Georg Koch

Rapp-Verlag Hebelweg 4 D-79410 Badenweiler
Internet: www.rapp-verlag.de E-Mail: info@rapp-verlag.de
Tel. 07632/828283 Fax 07632/828284








Hei, lustig ihr Kinder


Schreibe bitte
das Lied ab.



Wellen


Zeichne die Bindebögen ein.






Am Strand

Die Note h



Zeichne bitte
meinen Ton. Und vergiss
nicht den Violinschlüssel am
Anfang der Notenzeile.




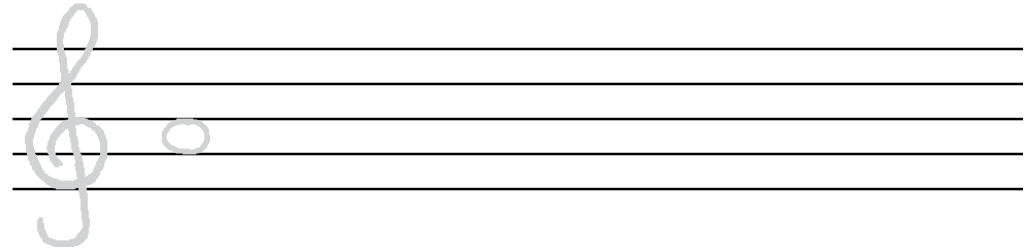
Wenn der frische Herbstwind weht



Die Note a




Zeichne die Note a






Viel zu sehn



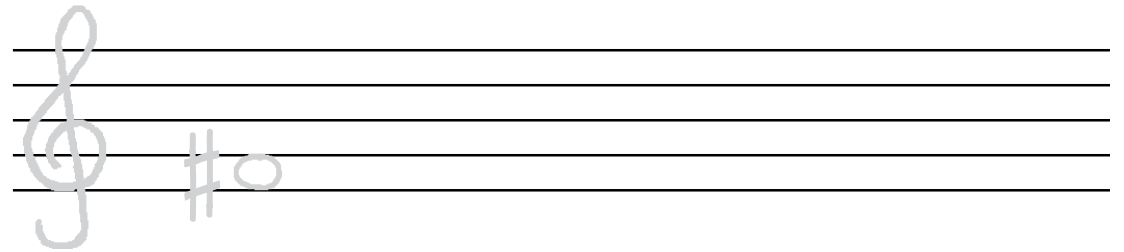

Das tiefe a




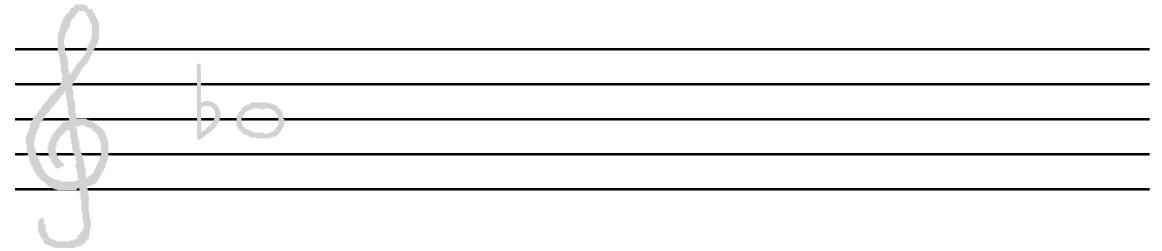
Hänsel und Gretel



Die Note fis



Die Note b

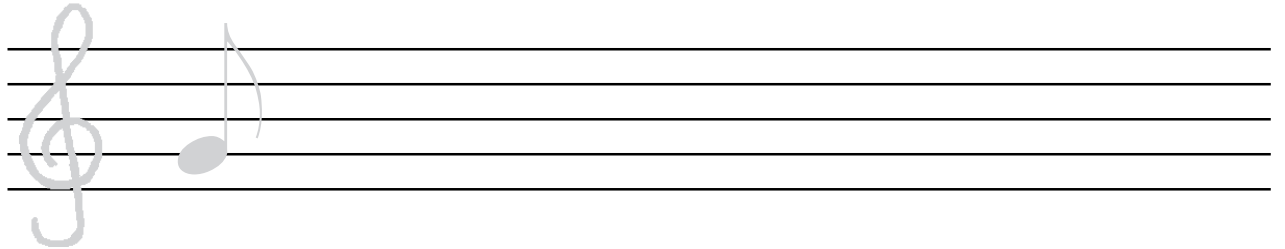


Ringel, Ringel, Reihe




Achtelnoten


Zeichne Achtelnoten mit Fähnchen.



Zeichne Achtelnoten mit Balken, in Zweiergruppen.



Zeichne Achtelnoten mit Balken, in Vierergruppen.






Wenn der Löwe brüllt



Teil 1

Teil 2


Die Note b (tief)



Summ, summ, summ, Bienchen summ herum

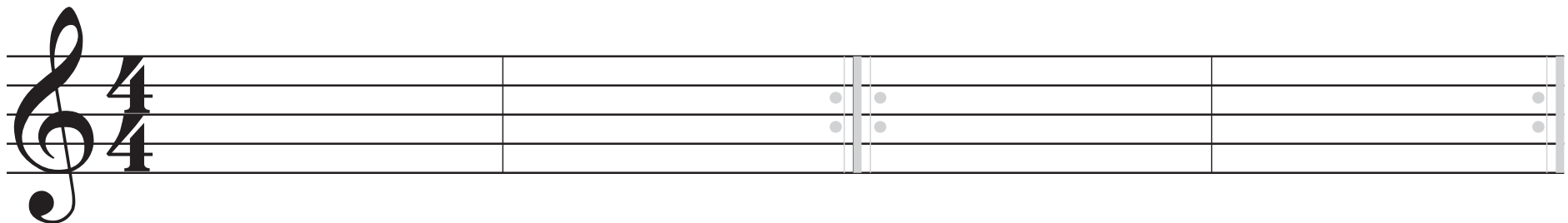
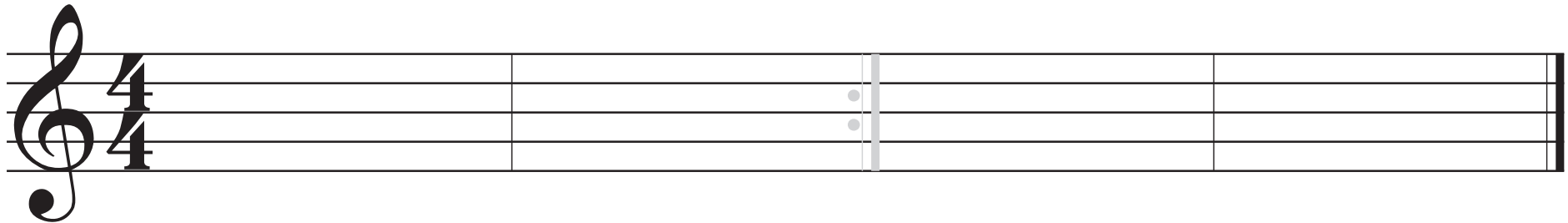
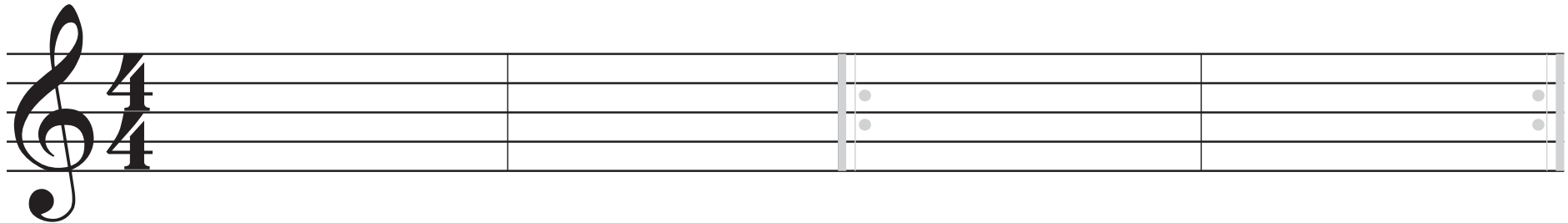


Die Note h (hoch)



Die Wiederholungszeichen


Zeichne die Wiederholungszeichen nach.
Zeige mit dem Finger, wie gespielt wird.



Hoppe, hoppe Reiter



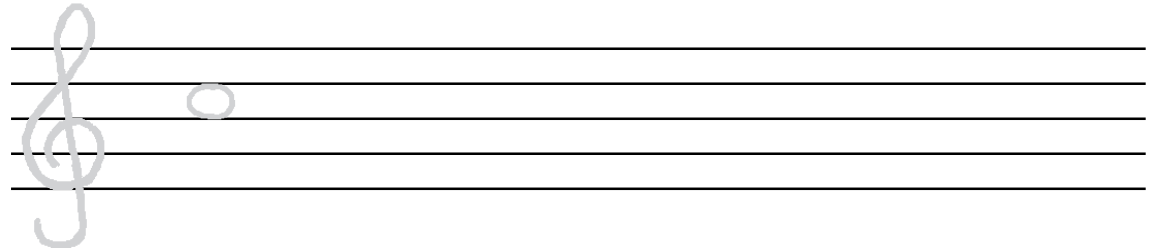
Teil 1

Teil 2



Teil 3

Die Note c (hoch)







Jagdsignal 1

Jagdsignal 2

Die Viertelnote mit Punkt + Achtelnote

Schreibe punktierte Viertelnoten mit nachfolgender Achtelnote



Cowboy Bill

Teil 1

Teil 2





Notenlinien



Handwriting practice area consisting of multiple sets of horizontal lines.

